

# Electromagnetic Field Treatment Device **DETA AP-10** Passport



The latest scientific opinions on the fight against parasites  
A unique medical procedure



**DETA·ELIS**  
MISSION TO CURE

© **ELIS Research & Development Enterprise**

All rights reserved. Partial or complete photomechanical reproduction and recording onto electronic media is prohibited.

Printed in Moscow.



---

## **Contents**

1. Introduction	2
2. Purpose	3
3. Main specifications of the device	4
4. Package contents	4
5. Information about the device	5
6. Getting started	6
7. Operation	7
8. Directions for use of the device	8
9. Contraindications to use	9
10. Storage	9
11. Transportation	9
12. Manufacturer's Warranty	9



## **1. Introduction**

Treatment device "DETA-AP-10" TY 9444-001-27970873-2006 (hereinafter referred to as the device) is designed for electromagnetic therapy.

The device is designed for individual use:

- In clinical practice by doctors of various specializations.
- Outpatient use.

Certificate of conformity POCC RU.ИМ24.В03109

Registration certificate No. ФСР 2009/05641

Designation of device in order: device "DETA-AP-10"



---

## **2. Purpose**

Treatment device “DETA-AP-10” is designed for exogenous bioresonance therapy of a wide range of diseases via the effects of electromagnetic low-energy radiation on the body.

The device operates at frequencies that allow you to conduct therapy for infectious diseases and those associated with infection with programs especially designed for the device. The method of using the programs is simple, easy to understand, and requires no special training. The strong therapeutic effect is achieved due to the deep penetrative capability of the electromagnetic field on the body. The high precision rate of setting the frequency provides the possibility of aiming at a particular type of infectious pathogen and destroying it.

The therapeutic effect when using “DETA-AP-10” is based on the latest scientific opinions set out in guidelines.

The “DETA-AP-10” portable device, programmable with a computer allows you to conduct therapy using any of 10 programs. Each program is designed to treat a particular disease or group of diseases.



### **3. Main specifications of the device**

- 3.1. Number of programs .....10
- 3.2. Frequency range .....0.1 Hz ÷ 10 kHz
- 3.3. Continuous operating time of the device:  
not less than .....20 hours
- 3.4. Power supply:  
2 AAA batteries, 1.5 V  
AC adapter 220 V/50 Hz – 7.5÷12 V/0.1 A  
(supplied optionally)
- 3.5. Total dimensions of the device:  
not more than .....105 x 65 x 20 mm
- 3.6. Device weight: not more than .....0.15 kg
- 3.7. Average service life of the device .....minimum 5 years

### **4. Package contents**

- Medical device DETA-AP-10 .....1 pc.
- Passport .....1 pc.
- Guidelines .....1 pc.



## 5. Information about the device

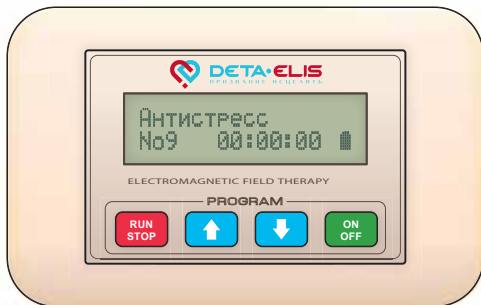






Fig.1

Fig. 1 - Front panel:

- Power button 
- Arrows  and  to alternate between programs
- Button to start and stop programs 
- Screen (switched on).

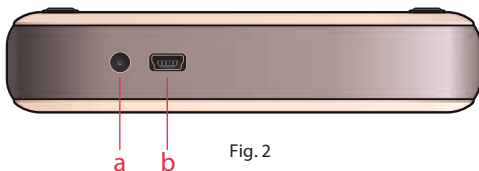


Fig.2

Fig. 2 - Top panel.

The top panel of the device has two sockets:

- a) a round socket for an AC adapter.
- b) a rectangular socket for device programming. Programming the device is performed using programs "Therapy 7" (or higher versions) and programmer. The program and programmer are supplied optionally. The device can be reprogrammed any number of times.



## 6. Getting started

6.1. Insert the batteries into the battery compartment, observing correct polarity. The device will now start and perform a test for functionality. The appearance of a message on the display and audible signal indicates the functionality of the device.

6.2. When using an AC voltage source, connect an AC adapter to the device before connecting it to the wall socket.

**Attention!** The device has an add-in unit warning of the battery discharge with an audio signal of three beeps. In which case, the display shows "LOW BATTERY", and the device switches off. To continue operation, it is necessary to change the batteries or connect an AC adapter.

6.3. To change the batteries, open the battery compartment on the bottom of the housing (see Fig. 3) carefully pushing back the cover latch.

The device retains the stored treatment programs when changing the batteries.

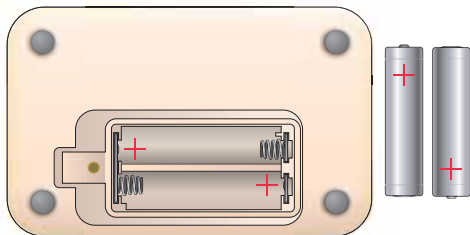





Fig.3








## 7. Operation

7.1. Switch on the device, by pressing  and holding it for 3 seconds (protection against accidental operation). A single audible signal should sound. The display will read: the name of the program in the top row, and the bottom line will contain the program time in hours:minutes:seconds, and the battery indicator.

7.2. After switching on, the device switches to “Select Program”. If no programs have been selected within 30 seconds, the device switches off. Programs are selected by clicking on the arrows  or  to navigate through the list of programs.

7.3. To start the program, press . The device will count down in reverse order. The countdown to zero will switch off.

7.4. You can stop the program by pressing button . The program stops and the device switches to “Select Program”. Pressing  again restarts the program.

7.5. To switch the instrument off, press button  and hold for 3 seconds until the audible signal.

7.6. For the device to take effect, place the device with the keys facing away from you at a distance of not more than 0.5 m, e.g. in your breast pocket.



---

## **8. Directions for use of the device**

**Point of effect.** Due to the high penetrative capability of the electromagnetic field, it is not necessary to remove clothing. It is necessary to place the device close to the pathological focus to obtain the most pronounced therapeutic effect.

**Using the device. Session** - this is a one-time therapeutic effect, during which there is destruction of a certain type of pathogen or elimination of pathological changes in tissues within a set framework of frequencies. The most pronounced therapeutic effect results from a course of treatment.

**Course of treatment** - this is several sessions. The course duration is determined by the resistance of the pathogen to exposure of the resonance frequencies, and also the degree of pathological changes to organs and tissues (see guidelines).

Before conducting therapy, a diagnosis must be established and the infectious pathogen identified for correct program selection. Diagnostics must be used for this. When the pathogen has been identified, programs are selected aimed at the eliminating it. After treatment, it is recommended to tests are undergone to ensure the problem is resolved. If the problem is not completely resolved, treatment must be repeated.

It should be noted that during therapy, the underlying disease may be aggravated, which may be accompanied by general tiredness, a temperature, weakness, etc., which is associated with the elimination of the infectious pathogen. In this event, you should use detoxification programs more frequently, and drink sufficient pure drinking water. The treatment course procedure indicated for each disease should be strictly adhered to in order to attain maximum benefits.



## **9. Contraindications to use**

Contraindications to independent use include:

- urgent conditions requiring immediate medical intervention;
- signs of severe illness with organ failure (cardiovascular, liver, kidney, failure etc.).

In this case, therapy is only carried out under medical supervision.

## **10. Storage**

The device without packing must be kept indoors at temperatures between 10 to 35 °C and a relative humidity of not more than 80%.

It is recommended that packing materials are retained during the warranty period.

## **11. Transportation**

Since the device has a liquid crystal display screen which is sensitive to external mechanical influences, during transportation it is recommended:

- to protect the device from the jolting and knocks;
- not to drop the device;
- not to drop other objects on the device.

The device must be protected from condensation and the effect of chemicals. For long-term storage of the device, remove the batteries from the battery compartment

## **12. Manufacturer's warranty**

The manufacturer guarantees that medical treatment device "DETA-AP-10" conforms to the specifications during observation of rules of consumer use, transportation and storage.

The warranty period of the device is 18 months from the date of retail sale.

In the absence of the date of sale and stamp of the trading organization on the coupon for warranty repairs, the warranty



period is calculated from the date of issue of the device from the manufacturer.

During the warranty period, the owner is entitled to free repairs on presentation of a warranty repair coupon. Warranty repairs are performed on the territory of the manufacturer. Transportation of the faulty device is at the buyer's expense.

Without presentation of a warranty repair coupon and test certificate and/or damage to the security seals of the device, no claims are admitted and repair is not performed under warranty. Warranty coupons are enclosed.

The warranty does not apply to the following faults:

- defects as a result of improper use;
- defects caused by natural disasters;
- damage to the security seals;
- the presence of external defects (cracks, chips, etc.).

The purchaser has the right to have the faulty unit replaced for a new one in the following cases:

- the device was repaired three times during the warranty period;
- the device is beyond repair.

**Attention!** The manufacturer reserves the right without notice to change the design of the instrument and software without compromising existing features.



---

***Certificate of Acceptance***

“DETA-AP-10” device Serial No. \_\_\_\_\_  
produced and accepted in accordance with mandatory requirements of state standards and technical documentation in effect and established as fit for use

**Technical control mark:**

seal \_\_\_\_\_  
(signature) (name)

\_\_\_\_\_ 201\_\_\_\_  
(date of issue)



**COUNTERFOIL No. 1**

for warranty repairs to device "DETA-AP-10"

Withdrawn \_\_\_\_\_ 201 \_\_\_\_\_, Repairs undertaken by \_\_\_\_\_  
(name, signature)

ELIS Research & Development Enterprise LLC  
4 office 2408, Savelkinskiy Pr., Zelenograd  
Moscow Russia, 124482  
Tel.: +7 (495) 981-91-60, +7 (495) 981-91-62

Coupon No. 1 for warranty repairs to the device  
**"DETA-AP-10"**

Serial No. \_\_\_\_\_

Sale shop \_\_\_\_\_  
(name of trading organization)

Shop seal \_\_\_\_\_  
(signature)

Owner's name and address \_\_\_\_\_

Signature \_\_\_\_\_

Works carried out to eliminate the fault:  
\_\_\_\_\_  
\_\_\_\_\_  
\_\_\_\_\_

Repairs carried out by \_\_\_\_\_  
(date) (signature)

Owner \_\_\_\_\_  
(signature)

Repair company \_\_\_\_\_  
\_\_\_\_\_

Company seal \_\_\_\_\_ 201 \_\_\_\_\_

Authorized individual \_\_\_\_\_  
(signature)







**COUNTERFOIL No. 2**

for warranty repairs to device "DETA-AP-10"

Withdrawn \_\_\_\_\_ 201 \_\_\_\_\_, Repairs undertaken by \_\_\_\_\_  
(name, signature)

ELIS Research & Development Enterprise LLC  
4 office 2408, Savelkinskiy Pr., Zelenograd  
Moscow Russia, 124482  
Tel.: +7 (495) 981-91-60, +7 (495) 981-91-62

Coupon No. 2 for warranty repairs to the device  
**"DETA-AP-10"**

Serial No. \_\_\_\_\_

Sale shop \_\_\_\_\_  
(name of trading organization)

Shop seal \_\_\_\_\_  
(signature)

Owner's name and address \_\_\_\_\_

Signature \_\_\_\_\_

Works carried out to eliminate the fault:  
\_\_\_\_\_  
\_\_\_\_\_  
\_\_\_\_\_

Repairs carried out by \_\_\_\_\_  
(date) (signature)

Owner \_\_\_\_\_  
(signature)

Repair company \_\_\_\_\_

Company seal \_\_\_\_\_ 201 \_\_\_\_\_

Authorized individual \_\_\_\_\_  
(signature)





**COUNTERFOIL No. 3**

for warranty repairs to device "DETA-AP-10"

Withdrawn \_\_\_\_\_ 201\_\_\_\_, Repairs undertaken by \_\_\_\_\_  
(name, signature)

ELIS Research & Development Enterprise LLC  
4 office 2408, Savelkinskiy Pr., Zelenograd  
Moscow Russia, 124482  
Tel.: +7 (495) 981-91-60, +7 (495) 981-91-62

Coupon No. 3 for warranty repairs to the device  
**"DETA-AP-10"**

Serial No. \_\_\_\_\_

Sale shop \_\_\_\_\_  
(name of trading organization)

Shop seal \_\_\_\_\_  
(signature)

Owner's name and address \_\_\_\_\_

Signature \_\_\_\_\_

Works carried out to eliminate the fault:  
\_\_\_\_\_  
\_\_\_\_\_  
\_\_\_\_\_

Repairs carried out by \_\_\_\_\_  
(date) (signature)

Owner \_\_\_\_\_  
(signature)

Repair company \_\_\_\_\_  
\_\_\_\_\_

Company seal \_\_\_\_\_ 201\_\_\_\_

Authorized individual \_\_\_\_\_  
(signature)





**DETA·ELIS**  
MISSION TO CURE

4 office 2408, Savelkinskiy Pr., Zelenograd, Moscow, Russia, 124482

Tel.: +7 (495) 981-91-62, +7 (495) 981-91-60

e-mail: [elis@deta-elis.ru](mailto:elis@deta-elis.ru)

[www.deta-elis.ru](http://www.deta-elis.ru)