

Electromagnetic Field Treatment Device

DETA Ritm-13

Passport

(13 treatment programs +
3 automatic programs)

The latest scientific opinions on the fight against disease

A unique medical procedure



DETA·ELIS
MISSION TO CURE

© **ELIS Research & Development Enterprise, 2010**

All rights reserved. Partial or complete photomechanical reproduction and recording onto electronic media is prohibited.

Printed in Moscow.



Contents

1. Introduction	2
2. Purpose	3
3. Main specifications of the device	4
4. Package contents	4
5. Information about the device	5
6. Getting started	6
7. Operation	7
8. Directions for use of the device	8
9. Contraindications to use	9
10. Storage	9
11. Transportation	9
12. Manufacturer's warranty	9



1. Introduction

Treatment device “DETA-RITM-13” TY 9444-001-27970873-2006 (hereinafter referred to as the device) is designed for electromagnetic therapy.

The device is designed for individual use:

- In clinical practice by doctors of various specializations.
- Outpatient use.
- Home use.

Certificate of conformity POCC RU.IM24.B03109

Registration certificate No. ФСР 2009/05641

Designation of device in order: device “DETA-RITM-13”.



2. Purpose

Treatment device “DETA-RITM-13” is designed for low-frequency non-contact electromagnetic therapy. The device is used to prevent and treat various conditions.

Treatment is carried out via the effects of low-frequency electromagnetic radiation on the body in a physiological range of 0.1 to 100 Hz, and allows you to conduct therapy for a wide range of diseases with programs especially developed for this. Each program is designed to rehabilitate the work of certain human organs and systems.

This development is based on the materials from Dr. Klaus (Hanau), Dr. Heske (Frankfurt am Main), Dr. Voll (Plochingen), Paul Schmidt and the method of weak electromagnetic field impact developed by ELIS Research & Development Enterprise.

The “DETA-RITM-13” portable device is programmed with a computer ,allowing you to conduct therapy using any of 13 programs. Each program is designed to treat a particular ailment or group of diseases. The strong therapeutic effect is achieved by the accuracy of the frequency setting.



3. Main specifications of the device

- 3.1. Basic parameters and dimensions
 - 3.1.1. The device requires 2 x AA batteries (R6UPR)
 - 3.1.2. Total dimensions of the device: not more than 111x70x25 mm.
 - 3.1.3. Device weight: not more than 0.15 kg.
- 3.2. Frequency range 0.1 Hz ÷ 100 Hz
- 3.3. Number of programs: 13
- 3.4. Accuracy of the entire frequency range $\pm 1\%$
- 3.5. Program storage time: minimum 5 years
- 3.6. Input current during operation: not more than 10.0 mA, 6.0 μ A during standby
- 3.7. Continuous operating time of the device: not less than 20 hours
- 3.8. Operation mode setup time: not more than 2 seconds.
- 3.9. Average service life of the device: minimum 5 years

4. Package contents

- Medical device DETA-RITM-13.....1 pc.
- Passport.....1 pc.
- Guidelines.....1 pc.
(as per set of programs supplied)



5. Information about the device



Fig.1

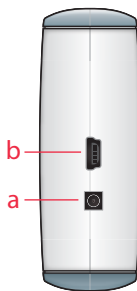


Fig. 2

Figure 1 - Front Panel:





- Power button 
- Arrows  and  to alternate between programs
- Button to start and stop programs 
- Screen (switched on).

Fig. 2 - Side Panel.

The upper side of the device has two sockets:

- a) a round socket for external power supply (not supplied; the optimum output voltage of the adapter is from 7.5 to 12 V DC - the device will not turn on with incorrect polarity)
- b) a rectangular socket for device programming. Programming the device is performed using program "Therapy 6" (or higher versions) and programmer "Programator 4". (The programmer and the program are not supplied). The device can be reprogrammed any number of times.



6. Getting started

6.1. Insert the batteries into the battery compartment, observing correct polarity. The device will now start and perform a test for functionality. The appearance of a message on the display (see Fig. 1) and audible signal indicates the functionality of the device.

6.2. When using an AC voltage source, connect the AC power source to the device before connecting it to the wall socket.

Attention! The device is designed to control the battery discharge: when the supply voltage during operation of the device falls below 2.7 V, the display shows «Low battery», accompanied by an audio signal of three beeps and switches off. To continue operation, it is necessary to change the batteries or connect an AC adapter.

6.3. To change the batteries, open the battery compartment on the bottom of the housing (see Fig. 3). Do not attempt to open it with scissors or a knife. This can cause damage to the latch and the cover will no longer close. Medical device “DETA-RITM-13” retains the stored treatment programs when changing the batteries.

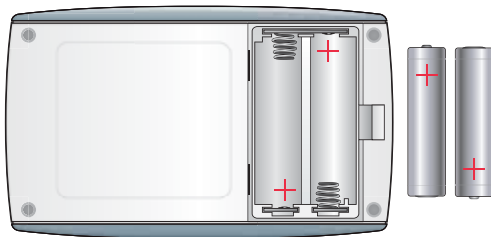








Рис.3





7. Operation


7.1. Switch on the device, by pressing  and holding it for 3 seconds (protection against accidental operation) before moving to the treatment program selection mode. A single audible signal should sound. The display will read: the name of the program in the top row, and the bottom line will contain the number of a program, the program time in hours:minutes:seconds, and the battery indicator.

7.2. After switching on the operating mode, the device switches to “Select Program”. If no programs have been selected within 30 seconds, the device switches off. Programs are selected by clicking on the arrows  or , to navigate through the list of programs.  allows you to navigate through the list in a circle.  moves the arrow through the list from top to bottom.

7.3. To start the program, press . The device will count down in reverse order. The countdown to zero will switch off automatically.

7.4. You can stop the program by pressing button . The program stops and the device switches to “Select Program”. Pressing  again restarts the program.

7.5. For the device to take effect, place the device with the keys facing away from you at a distance of not more than 0.5 m. The emitting antenna is located on the back of the device. The device can be placed in your breast pocket.

7.6. To switch the instrument off, press button  and hold for 2 seconds until the audible signal. The off delay was especially designed so the device is not switched off by accident in a pocket.



8. Directions for use of the device

Point of effect.

The device has a mild, harmless effect on the body, and can be used for both adults and children with no age restrictions.

Therapy is carried out by a course of treatment consisting of individual sessions.

The therapeutic effect is achieved by the impact of the electromagnetic field on the human body.

Due to the high penetrative capability of the electromagnetic field, it is not necessary to remove clothing. It is necessary to place the device next to the affected organ to obtain the most pronounced therapeutic effect.

Session - this is a one-time therapeutic effect from a specific program. You can undergo several sessions spread throughout the day.

The most pronounced therapeutic effect results from a course of treatment. In this case, a course of treatment is 6-day's exposure followed by a one day break in conducting sessions. For advanced diseases, treatment may require up to 5-6 courses.

It should be noted that during therapy, the underlying disease may be aggravated, which may be accompanied by general tiredness, a temperature, weakness, etc., which is associated with the elimination of the infectious pathogen. In this case, the interval between sessions should be increased to feel better. This is extremely important and compulsory, and must not be ignored.



9. Contraindications to use

Contraindications to the use of “DETA-RITM-13” include:

- pregnancy;
- the presence of a transplanted organ (kidney, etc.);
- decompensated heart disease.

10. Storage

The device without packing must be kept indoors at temperatures between 10 to 35°C and a relative humidity of not more than 80%.

It is recommended that packing materials are retained during the warranty period.

11. Transportation

Since the device has a liquid crystal display screen which is sensitive to external mechanical influences, during transportation it is recommended:

- to protect the device from the jolting and knocks;
- not to drop the device;
- not to drop other objects on the device.

The device must be protected from condensation and the effect of chemicals. For long-term storage of the device, remove the batteries from the battery compartment.

12. Manufacturer’s warranty

The manufacturer guarantees that medical treatment device “DETA-RITM-13” conforms to the specifications during observation of rules of consumer use, transportation and storage.

The warranty period of the device is 18 months from the date of retail sale.

In the absence of the date of sale and stamp of the trading organization on the coupon for warranty repairs, the warranty period is calculated from the date of issue of the device from the manufacturer.



During the warranty period, the owner is entitled to free repairs on presentation of a warranty repair coupon. Warranty repairs are performed on the territory of the manufacturer. Transportation of the faulty device is at the buyer's expense.

Without presentation of a warranty repair coupon and test certificate and/or damage to the security seals of the device, no claims are admitted and repair is not performed under warranty. Warranty coupons are enclosed.

The warranty does not apply to the following faults:

- defects as a result of improper use (e.g., caused by any liquids entering the device, exceeded mains supply, etc.);
- defects caused by natural disasters, damage to the security seals;
- the presence of external defects (cracks, chips, etc.);

The purchaser has the right to have the faulty unit replaced for a new one in the following cases:

- the device was repaired three times during the warranty period;
- the device is beyond repair.

Attention! The manufacturer reserves the right without notice to change the design of the instrument and software without compromising existing features. These changes will be subject to passport inlays, and reflected on the official website of the company.



Certificate of Acceptance

“DETA-RITM-13” device Serial No. _____
produced and accepted in accordance with mandatory requirements of state standards and technical documentation in effect and established as fit for use

Technical control mark:

seal _____
(signature) (name)

_____ 201____
(date of issue)



COUNTERFOIL No. 1

for warranty repairs to device "DETA-RITM-13"

Withdrawn _____ 201 ____, Repairs undertaken by _____ (name, signature)

ELIS Research & Development Enterprise LLC
4 office 2408, Savelkinskiy Pr., Zelenograd
Moscow Russia, 124482
Tel.: +7 (495) 981-91-60, +7 (495) 981-91-62

Coupon No. 1 for warranty repairs to the device
"DETA-RITM-13"

Serial No. _____

Sale shop _____
(name of trading organization)

Shop seal _____
(signature)

Owner's name and address _____

Signature _____

Works carried out to eliminate the fault:

Repairs carried out by _____
(date) (signature)

Owner _____
(signature)

Repair company _____

Company seal _____ 201 __

Authorized individual _____
(signature)





COUNTERFOIL No. 2

for warranty repairs to device "DETA-RITM-13"

Withdrawn _____ 201 ____, Repairs undertaken by _____ (name, signature)

ELIS Research & Development Enterprise LLC
4 office 2408, Savelkinskiy Pr., Zelenograd
Moscow Russia, 124482
Tel.: +7 (495) 981-91-60, +7 (495) 981-91-62

Coupon No. 2 for warranty repairs to the device
"DETA-RITM-13"

Serial No. _____

Sale shop _____
(name of trading organization)

Shop seal _____
(signature)

Owner's name and address _____

Signature _____

Works carried out to eliminate the fault:

Repairs carried out by _____
(date) (signature)

Owner _____
(signature)

Repair company _____

Company seal _____ 201 __

Authorized individual _____
(signature)





COUNTERFOIL No. 3

for warranty repairs to device "DETA-RITM-13"

Withdrawn _____ 201 ____, Repairs undertaken by _____ (name, signature)

ELIS Research & Development Enterprise LLC
4 office 2408, Savelkinskiy Pr., Zelenograd
Moscow Russia, 124482
Tel.: +7 (495) 981-91-60, +7 (495) 981-91-62

Coupon No. 3 for warranty repairs to the device
"DETA-RITM-13"

Serial No. _____

Sale shop _____
(name of trading organization)

Shop seal _____
(signature)

Owner's name and address _____

Signature _____

Works carried out to eliminate the fault:

Repairs carried out by _____
(date) (signature)

Owner _____
(signature)

Repair company _____

Company seal _____ 201 __

Authorized individual _____
(signature)





DETA·ELIS
MISSION TO CURE

4 office 2408, Savelkinskiy Pr., Zelenograd, Moscow, Russia, 124482

Tel.: +7 (495) 981-91-62, +7 (495) 981-91-60

e-mail: elis@deta-elis.ru

www.deta-elis.ru